



Cordless Circular Saw HS009G / HS010G 235 mm (9-1/4")



XGT
40V **Li-ion**
max



Photo: HS010G

HS009G

Guide rail
Compatible base



HS010G

Aluminum
plate base



Work amount
on a single full
battery charge

120 cuts


Model: HS009G
Oak wood (Thickness: 80mm / Width: 300mm / Bevel angle: 0°)
with BL4050F





Lightweight & high power

Predecessor AC Model **5.7/ 6.1 kg**
(with BL4050F)
6.7 kg



Rotatable dust nozzle



Sub base
(HS009G)

Sub Base can be used as Guide Rule by turning up side down.



Magnesium diecast blade case

Aluminum plate base (HS010G)

photo: HS010G

photo: HS009G


Magnesium diecast base
(HS009G only)
having direct compatibility with Guide rail



Twin LED Job light



Bevel cuts up to 1° left and 60° right.



Electric brake



eXtreme Protection Technology



Auto-start Wireless System

The wireless activation function enables clean and comfortable operation. By connecting a supported tool to the cleaner, you can run the cleaner automatically along with the switch operation of the tool.



Wireless unit is compatible with all supported tools

Accessories

Specialized EFFICUT blade




Size (mm)	Part No.
235 x 2.2 x 30 x 24T	E-01909

Guide rail



Overall length (m)	Part No.
1	199140-0
1.4	194368-5
1.5	199141-8
1.9	194925-9
3	194367-7

Clamp set



Part No. type A: 194385-5
type B: 199826-6

Bevel guide set



Part No. 196664-7

Guide rail bag



For 1.0m Guide rail
Part No. E-05670

For 1.4m, 1.5m
Guide rail
Part No. E-05664

Guide rail Joint connector 2pc set



Part No. 198884-9
198885-7(EU)

Charging Time

Battery Model	Fast Charging	
	DC40RA	DC40RC
BL4020 2.0Ah	22 min	30 min
BL4025 2.5Ah	28 min	38 min
BL4040 4.0Ah	45 min	67 min
*BL4050F 5.0Ah	50 min	85 min

*1 Recommended battery

The weight may differ depending on the attachment(s), including the battery cartridge. The lightest and heaviest combination, according to EPTA-Procedure 01/2014, are shown in the table.

Items of standard equipment and specifications may vary by country or area.

Cordless Circular Saw

HS009G / HS010G 235 mm (9-1/4")

	HS009G	HS010G
Brake	Yes	Yes
Constant speed	Yes	Yes
Soft Start	Yes	Yes
Dust Collection	Yes	Yes
Built-in Job Light	Yes	Yes
Carrying Case	Yes	Yes
Wheel Diameter	235 mm (9-1/4")	235 mm (9-1/4")
Max Cutting Capacity	0°: 85 mm (3-3/8") 45°: 61 mm (2-3/8") 60°: 44 mm (1-3/4")	0°: 85 mm (3-3/8") 45°: 61 mm (2-3/8") 60°: 41 mm (1-5/8")
No Load Speed (RPM)	4,000	4,000
Vibration Level	Cutting Wood: 2.5 m/s ² or less Cutting Metal: 2.5 m/s ² or less	Cutting Wood: 2.5 m/s ² or less Cutting Metal: 2.5 m/s ² or less
Sound Pressure Level	94dB(A)	94 dB(A)
Sound Power Level	105 dB(A)	105 dB(A)
Dimensions (L x W x H)	413 x 196 x 316 mm (16-1/4 x 7-3/4 x 12-1/2")	430 x 224 x 316 mm (17 x 8-7/8 x 12-1/2")
Net weight	5.1 - 5.7 kg (11.2 - 12.6 lbs.)	5.5 - 6.1 kg (12.1 - 13.4 lbs.)

Standard Equipment: TCT Saw Blade, Sub Base (HS009G only), Guide Rule (HS010G only), Hex Wrench, Wireless Unit (country-specific), Battery, Charger

Makita Corporation

3-11-8 Sumiyoshi-cho, Anjo, Aichi, 446-8502 Japan

PRINTED IN JAPAN 202112